

1. Click the link to securely retrieve your username and password.

NDUS Blackboard Account Information

To: student@gmail.com

Please navigate to <https://sendfiles.ndus.edu> to retrieve your account information. When prompted for a username please use student@gmail.com

Files attached to this message

Filename	Size	Checksum (SHA256)
Student.txt	583 Bytes	04d81e3ce4475f951ee56bb329081984e5ab2bf9f8a42bbf0e1764dd924e38a2

Please click on the following link to download the attachments: <https://sendfiles.ndus.edu/message/A9lVzKybBSST0dYPEOFQzK>

NOTE: If the link above does not work. Go to <https://sendfiles.ndus.edu>. Once logged in, at the top of the page click on Secure Messages > Inbox to access the attachment(s).

This email or download link can not be forwarded to anyone else.

The attachments are available until: Monday, 26 June.

Message ID: A9lVzKybBSST0dYPEOFQzK

LiquidFiles Appliance: <https://sendfiles.ndus.edu>

2. Login using your email address.



Login

If you don't have a NDUS IdM account, use the email address this message was sent to as your username.

Authorize

3. Click the link to verify your email address.

NDUS SendFiles - Validate Email Address

This email contains information to validate your email address to access a secure NDUS message or attachment at sendfiles.ndus.edu.

To validate your email address, please click on the following link:

<https://sendfiles.ndus.edu/validate/A9IVzKybBSST0dYPEOFQzK/R6XRYe1JhkREu5I5KbIV4a>

Or alternatively, enter this validation code in the browser window where you entered your email address:

R6XRYe1JhkREu5I5KbIV4a

This code and link is valid for 1 hour from the request, until 09:33. Please click on the original link in the message email if the link has expired to request a new validation email.

LiquidFiles Appliance: <https://sendfiles.ndus.edu>

4. Download the secure message by clicking the link.

Message

Message ID A9IVzKybBSST0dYPEOFQzK

From blackboard.noreply@ndus.edu

To student@gmail.com

Subject NDUS Blackboard Account Information

Access Restriction Only Specified Recipients can access

Message Expires June 26, 2017

Attached files [student.txt](#) (583 Bytes) Checksum (SHA256):

04d81e3ce4475f951ee56bb329081984e5ab2bf9f8a42bbf0e1764dd924e38a2

Message Please navigate to <https://sendfiles.ndus.edu> to retrieve your account information. When prompted for a username please use student@gmail.com

5. Click the link to complete the account setup process.

Dear Student,

Your North Dakota University System (NDUS) Blackboard account has been created.

Your username is: t.student

Your password is: 9mYx2X5E"nJbGkEB

Please navigate to <https://esal.ndus.edu/blackboard> to complete the account setup process and reset your password.

Your account will be active in Blackboard within 24 hours of the completion of the setup process.

If you require any assistance or have any questions please contact the helpdesk at helpdesk.ndus.edu.

Regards,

NDUS Core Technology Services
Blackboard Administration Team

6. Login using the credentials in the secure message.

Please Log In
Password Self Service

Username

Current Password

Login **Clear** **Cancel**


Forgotten Password Regain access to your account if you have forgotten your password.

Forgotten Username Find your forgotten username.

7. Set up password responses.

- These will be used to reset your password if you forget it.

Setup Password Responses

Password Self Service 

In the event that you forget your password, you can recover your password by answering questions known only to you.


Please choose your questions and answers that can be used to verify your identity in case you forget your password. Because the answers to these questions can be used to access your account, be sure to supply answers that are not easy for others to guess or discover.

Your responses meet the requirements. Click Save Responses when ready.


What is your mother's maiden name?

»


What food do you dislike the most?

» 


What is your least favorite film of all time?

» 

What street did you grow up on?

» 

What is your favorite team?

» 

8. Click Continue.

Success

Password Self Service

Your secret questions and answers have been successfully saved. If you ever forget your password, you can use the answers to these questions to reset your password.

[Continue](#)

9. Reset your password using the guidelines listed.

Change Password

Password Self Service

Your password has expired. You must set a new password now.

Please change your password. Keep your new password secure. After you type your new password, click the Change Password button. If you must write it down, be sure to keep it in a safe place. Your new password must meet the following requirements:


- Password is case sensitive.
- Must be at least 8 characters long.
- Must be no more than 16 characters long.
- Must not include any of the following values: password test 12345
- Must not include part of your name or username.
- Must not include a common word or commonly used sequence of characters.
- Must have at least three types of the following characters:
 - Uppercase (A-Z)
 - Lowercase (a-z)
 - Number (0-9)
 - Symbol (!, #, \$, etc.)

» [Password Guide](#)


» [Auto-generate a new password](#)

New password accepted, please click change password

New Password

..... Strength: Good 

Confirm Password


..... 

[Change Password](#) [Clear](#)

10.Wait for your password to be changed.

Please Wait
Password Self Service

Your password is being changed. This process may take several minutes, please be patient.



11.Click continue.

Success
Password Self Service

Your password has been changed successfully.

[Continue](#)

12.Login to Blackboard with your new credentials.

Home ? Login

Three important facts to know:

1. If you are taking Blackboard courses from more than one ND University System institution, all of your courses will be in in one place after logging in.
2. All Blackboard courses will maintain the look and feel of your home campus.
3. Generally, courses will not be available until the first day of each new semester.

My Blackboard Login

[Change Text Size](#) | [High Contrast Setting](#)

You are not logged in
Please enter your credentials and click the **Login** button below.

USERNAME

PASSWORD

[Login](#) [Forgot Your Password?](#)