



The National Survey for Student Engagement (NSSE) is the best known national project for measuring student engagement. The survey, administered by the Indiana Center for Postsecondary Research, measures the extent to which students engage in practices understood to be effectively linked with learning outcomes, personal development, student satisfaction, and graduation. Students actively involved in both academic and out-of-class activities have been found to gain more from the college experience than those who are not involved.

About dashboards... The various “dashboards” that OIR prepares are a collection of visual graphics designed to highlight and summarize key findings. The particular *survey* dashboards summarize survey findings with additional information found on the OIR survey website at:

<http://und.edu/research/institutional-research/survey-timelines.cfm#ess>

If questions, please contact our office at 701-777-4358.
Office of Institution Research,
University of North Dakota,
Grand Forks, ND 58202

Executive Summary

The National Survey for Student Engagement (NSSE) is the best known national project for measuring student engagement. The survey, administered by the Indiana Center for Postsecondary Research, measures the extent to which students engage in practices understood to be effectively linked with learning outcomes, personal development, student satisfaction, and graduation. Students actively involved in both academic and out-of-class activities have been found to gain more from the college experience than those who are not involved. In the spring of 2011, 2,031 first-year (FY) students and 2,620 senior (SR) students were invited to participate in NSSE at UND. 548 FY students and 795 SR students responded to the survey, for a response rate of 29%. This was the sixth time UND has participated in NSSE.

NSSE summarizes results into 5 benchmarks:

- 1. Level of Academic Challenge** – an institution’s ability to establish a challenging intellectual and creative environment for students.
- 2. Active and Collaborative Learning** – The level at which students are asked to collaborate with others in solving problems or mastering difficult material.
- 3. Student Interactions with Faculty Members** – The extent to which students interact with faculty members inside and outside of the classroom.
- 4. Enriching Educational Experiences** – An institution’s ability to foster complementary learning opportunities both inside and outside of the classroom to augment academic programs.
- 5. Supportive Campus Environment** – The extent to which institutions cultivate positive working and social relations among different groups on campus.

In 2011, UND results are mixed, as all FY benchmark mean scores show an increase over 2009 mean scores, while four of the five SR benchmark means have decreased. Additionally, all 2009 benchmark scores for FY respondents at UND showed an increase over 2007 scores, showing some very positive trends for these FY students.

Both FY and SR respondents at UND score the highest benchmark mean scores for the Supportive Campus Environment benchmark. UND respondents indicate relatively high quality relationships with their fellow students, their faculty, and administrative personnel. In 2011, UND SR respondents report improved relationships with both faculty and administrative staff over 2009, while FY respondents indicate lower quality relationships with these groups when compared to 2009 results.

The lone benchmark where both FY and SR respondents from UND are significantly behind their peers from research universities with high activity is Enriching Educational Experiences, which focuses on student participation in high-impact learning activities (internships, study abroad, service learning, and senior capstone projects) and student interaction with diverse populations. Historically, UND has typically performed poorly in this benchmark area. Respondents are significantly less likely to report having conversations with fellow students different than themselves in terms of race, religion, political affiliation, or personal values. Just 40% of UND SR respondents indicate they have completed an internship or cooperative experience, and 11% have done a study abroad. Most respondents (90% of FY and 86% of SR) evaluate their entire educational experience at UND as good or excellent. 87% of FY and 83% of SR respondents would again choose to attend UND given the chance to start over.

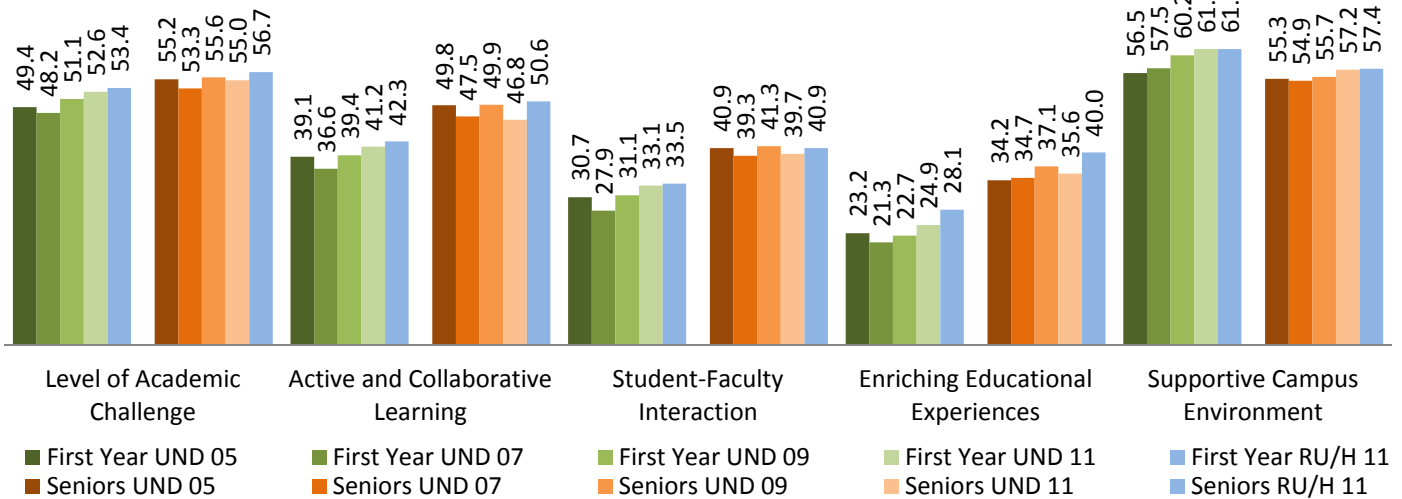
2011 National Survey of Student Engagement at UND

A total of 1,343 students (548 first-year and 795 seniors) participated in the 2011 NSSE.

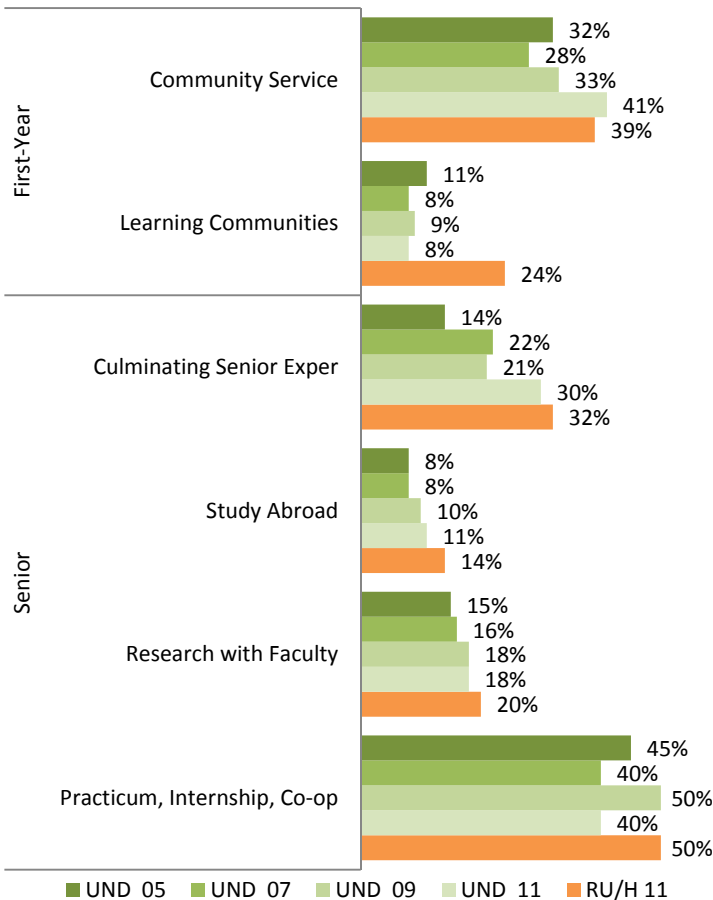
FY = first-year students, SR = seniors, RU/H = Research Universities – High Activity

NSSE Benchmark Mean Scores

Numbers for UND are weighted against RU/H respondents by gender, FT/PT status, and institutional size

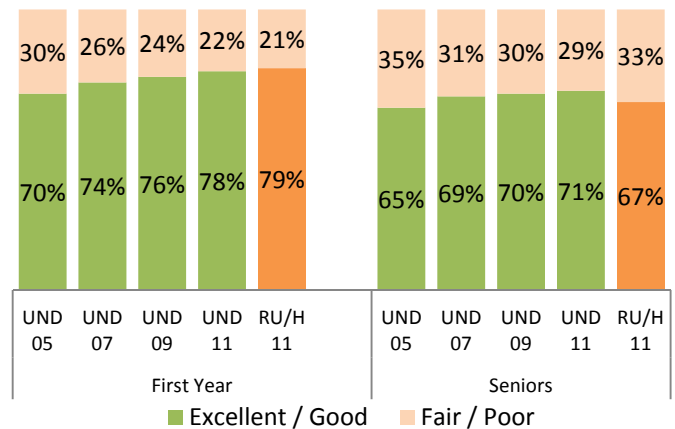


Percent of Students Participating in High-Impact Educational Practices



Academic Advising

rate the quality you have received



Would You Attend Again?

if you could start over

