


Internet Access Service

Provided By  Midcontinent
COMMUNICATIONS


Internet service is provided in all university apartments by Midcontinent Communications through UND Housing. Basic cable service and MidcoNet Xstream are included with rent for all apartment residents. Additional upgrade services are available by contacting Midcontinent at 1-800-888-1300.

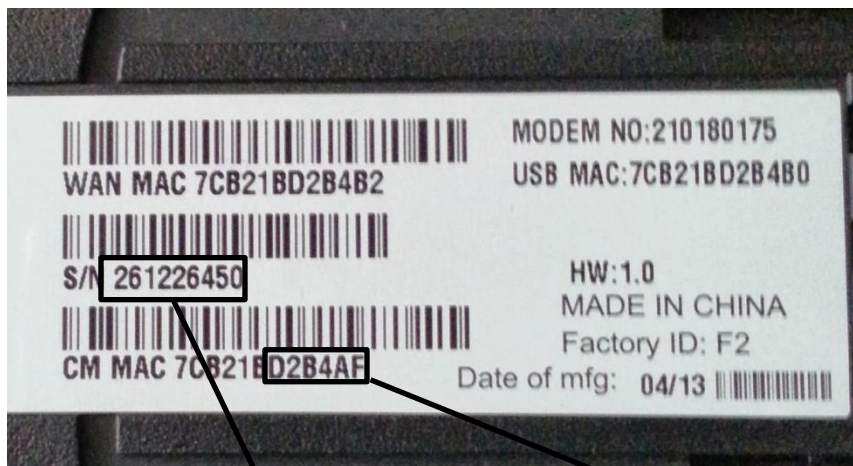
To connect to the internet you may use an Ethernet cable or connect using WIFI. To connect using WIFI please use the following information located on the bottom of the modem provided in your apartment.

To connect using Windows 7

1. Have your wireless network name, or SSID, and wireless network key available.
2.  From the desktop, click on the **wireless network icon**, which looks like five signal bars, in the lower right corner
3. Wireless Network Connection section will show available wireless networks
4. Click on the wireless network name (SSID) you would like to join
5. Click Connect
6. Enter the wireless network key, or password, in the Connect to a Network window
7. Click OK to confirm the password
8. Once connected, the wireless network icon will show Connected if you mouse over it. The wireless icon in the lower right will indicate connection strength

To connect using Mac OS X

1. Have your wireless network name, or SSID, and wireless network key available.
2.  From the desktop, click on the **Airport icon**, which looks like radio waves, in upper right corner
3. If it shows Airport Off, click on Turn Airport On to enable it
4. Airport section will show available wireless networks
5. Click on the wireless network name (SSID) you would like to join
6. Enter the wireless network key, or password, in the Password window
7. Click OK to confirm the password
8. Once connected, the Airport list will show a check mark next to the connected wireless network name. The Airport symbol in the upper right corner will indicate connection



Wireless Network Key or Password: Entire Serial Number(S/N)	SSID: Last 6 digits of the CM MAC
---	---

For additional information on how to configure wireless devices please visit:

<http://midcoomm.com/resourcecenter/index.cfm/648/MidcoNet-Xstream/Configuring-Wireless-Devices---Wireless-Setup>

For Customer Support please call
Midcontinent Communications at
1-800-888-1300

All equipment is the property of UND. Equipment is assigned to specific units and must not be removed or switched between apartments. Missing or damaged modems will be replaced at the leaseholder's expense.