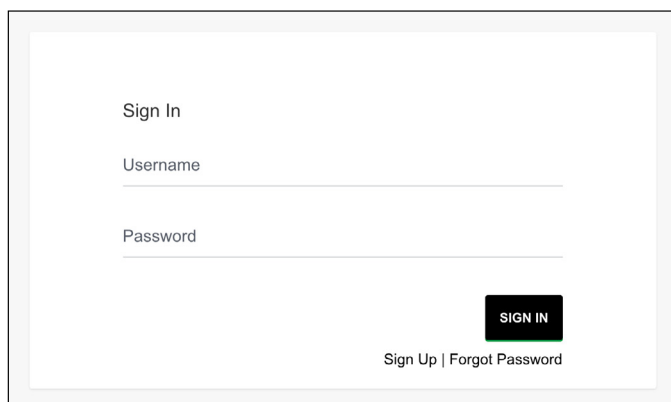


HOW TO PAY YOUR UND ENROLLMENT CONFIRMATION DEPOSIT

1. Log in to your account at applytoUND.force.com.



Sign In

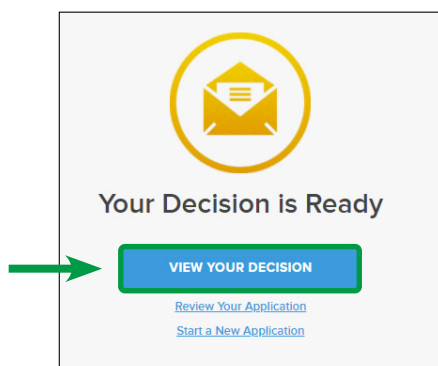
Username

Password

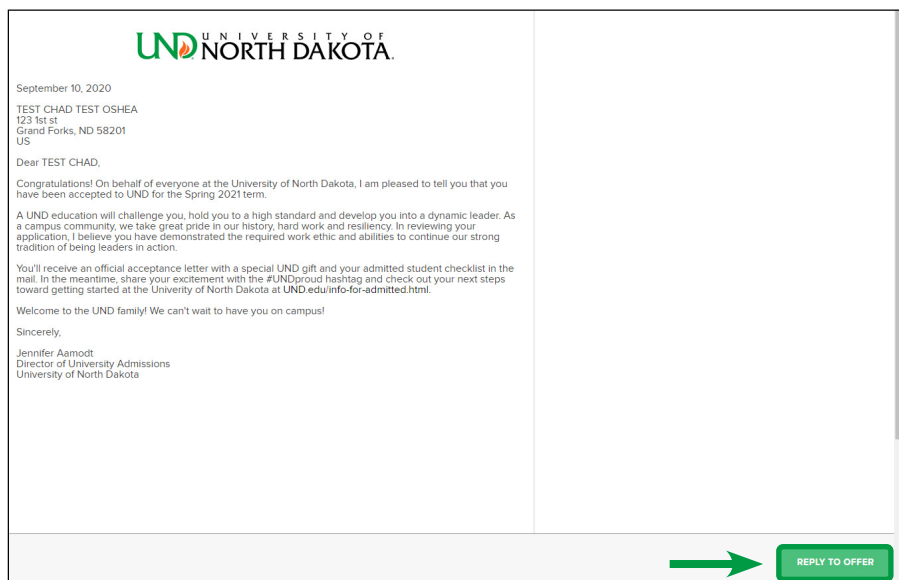
SIGN IN

[Sign Up | Forgot Password](#)

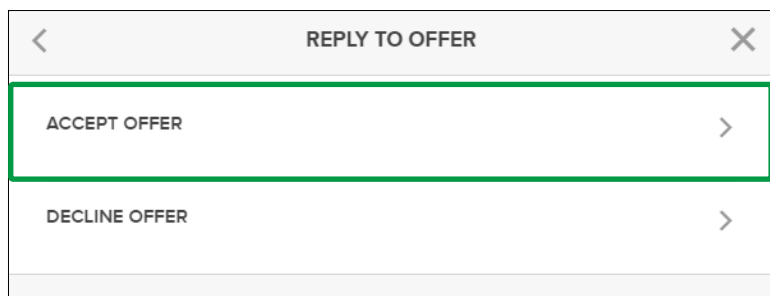
2. Click "View Your Decision."



3. Click "Reply to Offer."



4. Click on "Accept Offer."

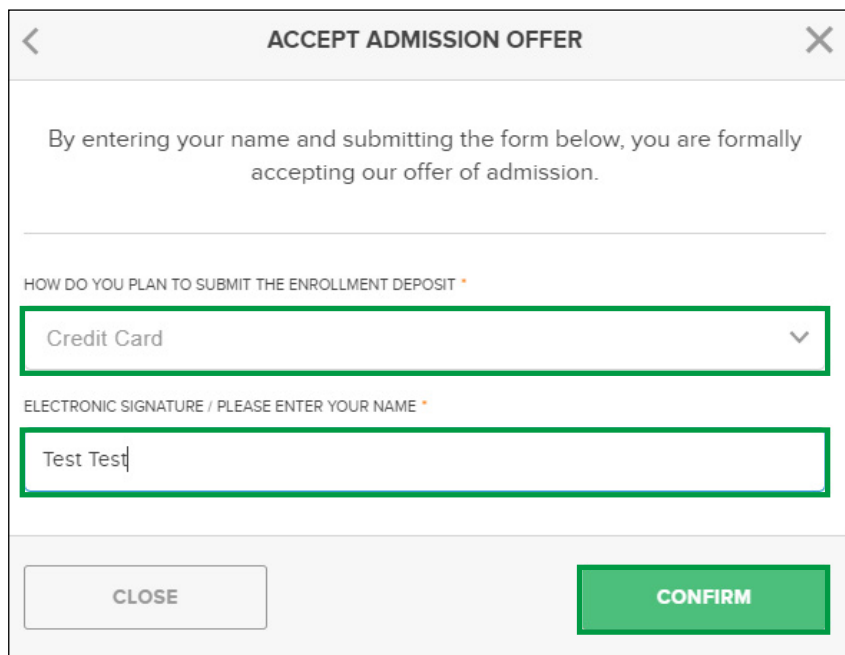


REPLY TO OFFER

ACCEPT OFFER

DECLINE OFFER

5. Select your payment method, sign and click "Confirm."



ACCEPT ADMISSION OFFER

By entering your name and submitting the form below, you are formally accepting our offer of admission.

HOW DO YOU PLAN TO SUBMIT THE ENROLLMENT DEPOSIT *

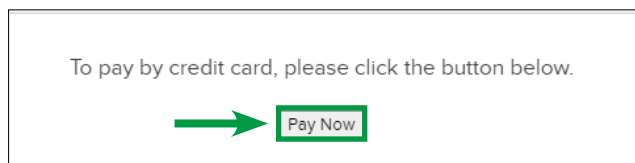
Credit Card

ELECTRONIC SIGNATURE / PLEASE ENTER YOUR NAME *

Test Test

CLOSE CONFIRM

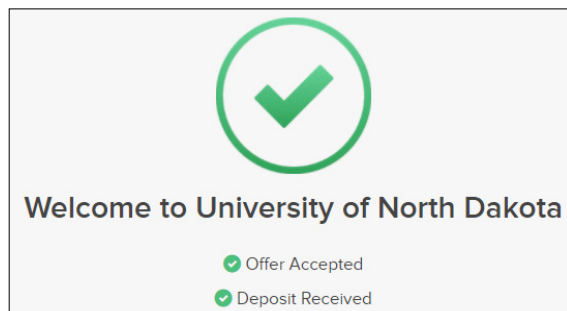
6a. OPTION 1: Click "Pay Now" to be brought directly to TouchNet, UND's secure payment website.



To pay by credit card, please click the button below.

Pay Now

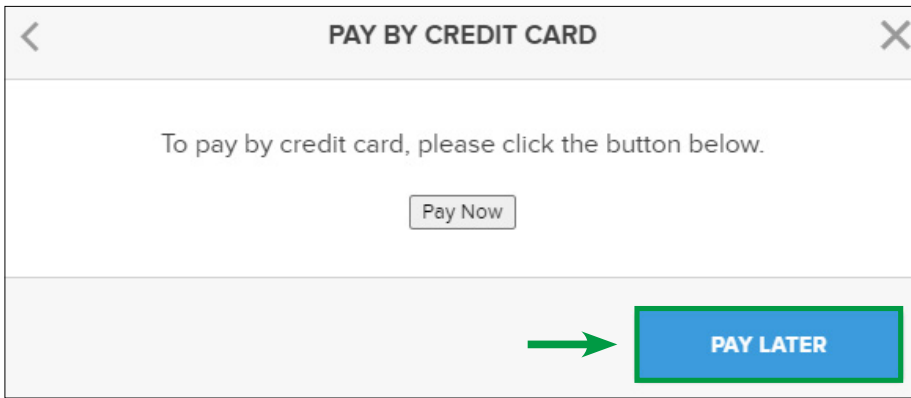
6a. Upon successful completion of payment, you'll see the confirmation below.



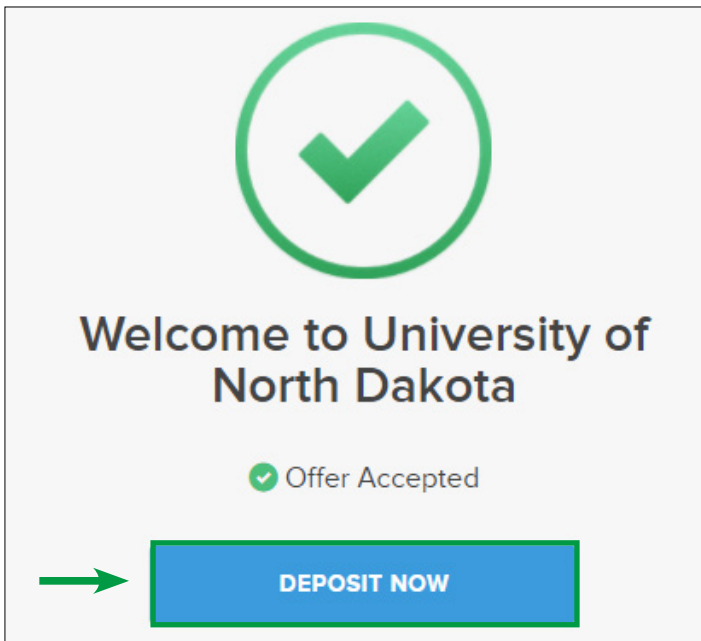
Welcome to University of North Dakota

- Offer Accepted
- Deposit Received

6b. OPTION 2: Click “Pay Later.”



6b. When you're ready to pay, log back in to your account at applytoUND.force.com, click “Deposit Now” and follow Step 6, Option 1 listed above.



7. Your UND account will automatically be updated with the payment, and the UND Office of University Admissions will receive notification of your payment.

If you have any questions regarding:

- Your application and receipt of your Enrollment Confirmation Deposit, contact UND Office of University Admissions at 1.800.CALL.UND, 701.777.3000 or admissions@UND.edu.
- The online payment process, contact UND One-Stop Student Services at 701.777.1234 or onestop@UND.edu.