

# ND CFS QUALITY ASSURANCE

2024 QA Case Reviews (Jan – Jun)

## QA Case Review Findings

The Quality Assurance (QA) Case Reviews is an important source of qualitative information to identify how North Dakota’s child welfare system functions, including areas of practice strengths and needs. This information helps Children and Family Services (CFS) and the ND Continuous Quality Improvement (CQI) Council target areas for further analysis and improvement.

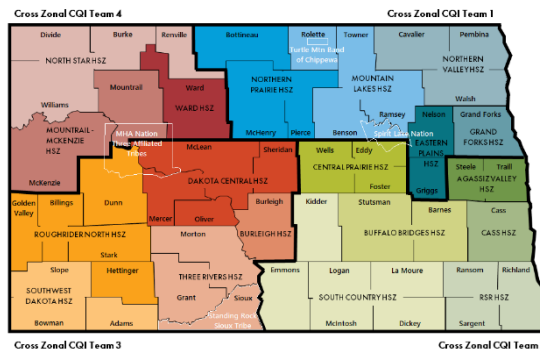
The standardized federal Onsite Case Review Instrument (OSRI) evaluates safety, permanency, and well-being outcomes in foster care and in-home services cases. Seven outcomes are used to monitor performance; each outcome is rated as substantially achieved, partially achieved, not achieved, or not applicable. Each outcome has one or more case review items to inform outcome ratings. There are a maximum of 18 case review items. Each case review item is rated as a strength, area needing improvement, or not applicable. Ratings are based on case practice during each review period's “period under review” (PUR). For a summary of each outcome and item, please review the [R4 Quick Reference Items List](#).

Thank you for taking the time to explore the following QA Case Review findings. If you have questions, please contact Leanne Miller at [lemiller@nd.gov](mailto:lemiller@nd.gov).

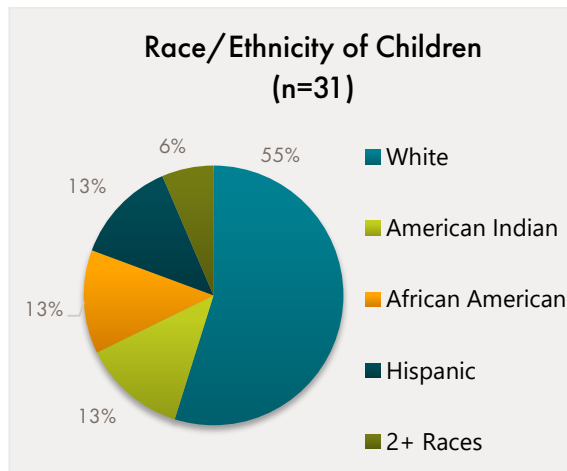
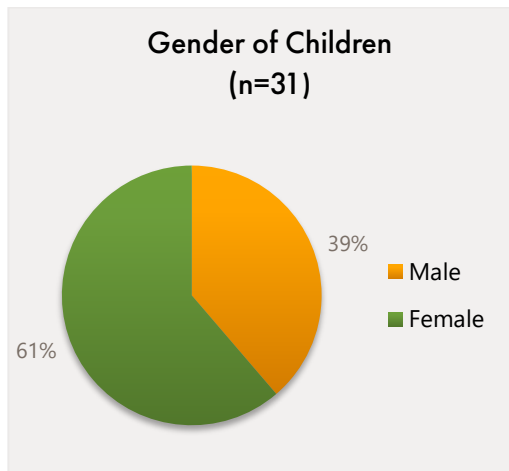
Measurement Period	Review Event	Date of Review	Period Under Review
2024	24A	January – March 2024	January 1, 2023 – Date of Review
	24B	April – June 2024	April 1, 2023 – Date of Review
	24C	<i>In-process</i>	<i>In-process</i>

## CASE SAMPLE

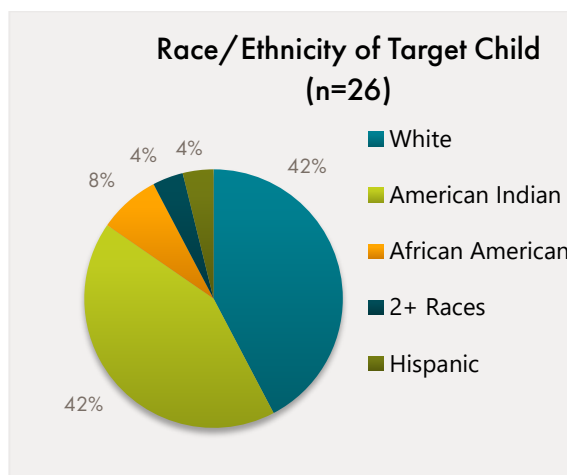
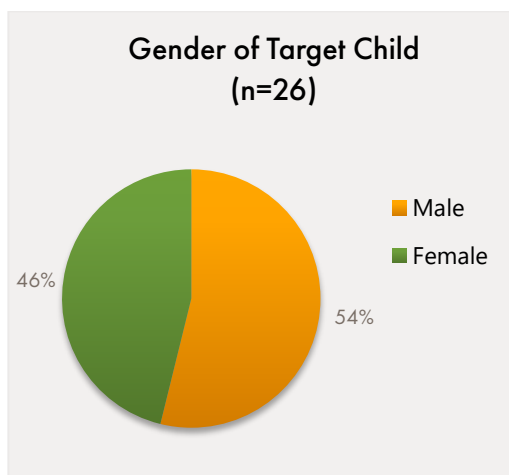
Location	IH	FC	Total Cases
<b>Statewide</b>	<b>16</b>	<b>26</b>	<b>42</b>
Cross Zonal Team 1	2	9	11
Cross Zonal Team 2	4 (2 metro)	6 (4 metro)	10
Cross Zonal Team 3	7	6	13
Cross Zonal Team 4	3	5	8



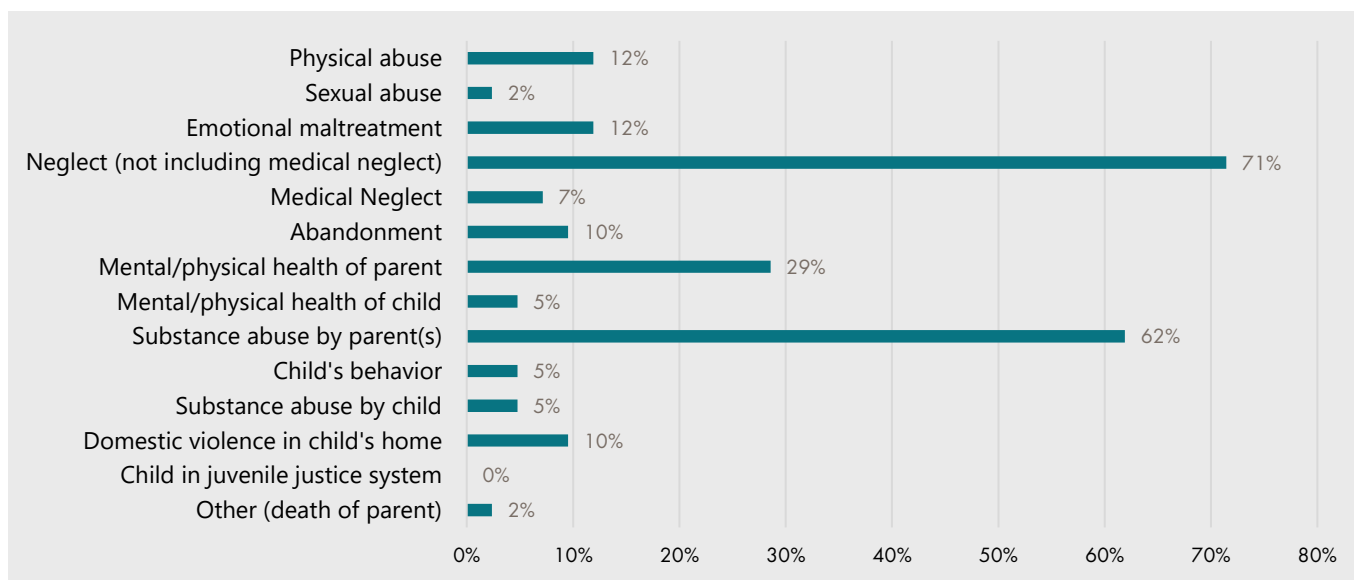
## CHILD DEMOGRAPHICS – IN-HOME SERVICE CASES (n=16)



## CHILD DEMOGRAPHICS – FOSTER CARE CASES (n=26)



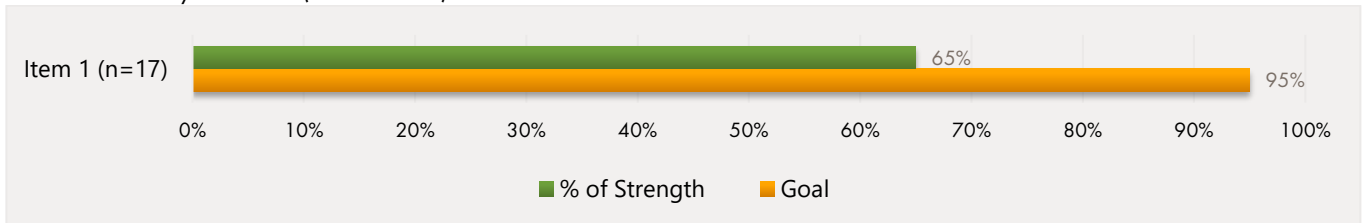
## REASON FOR AGENCY INVOLVEMENT – ALL CASES



## RESULTS

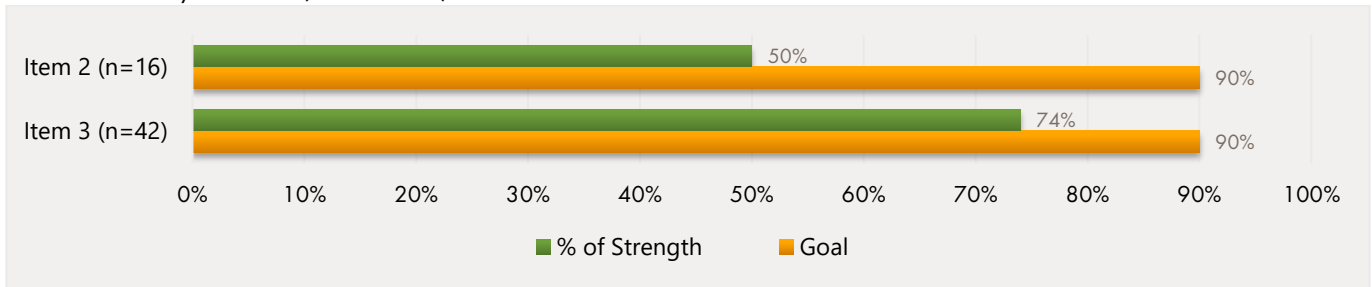
### SAFETY OUTCOME 1: Children are, first and foremost, protected from abuse and neglect.

65% Substantially Achieved (Goal is 95%)



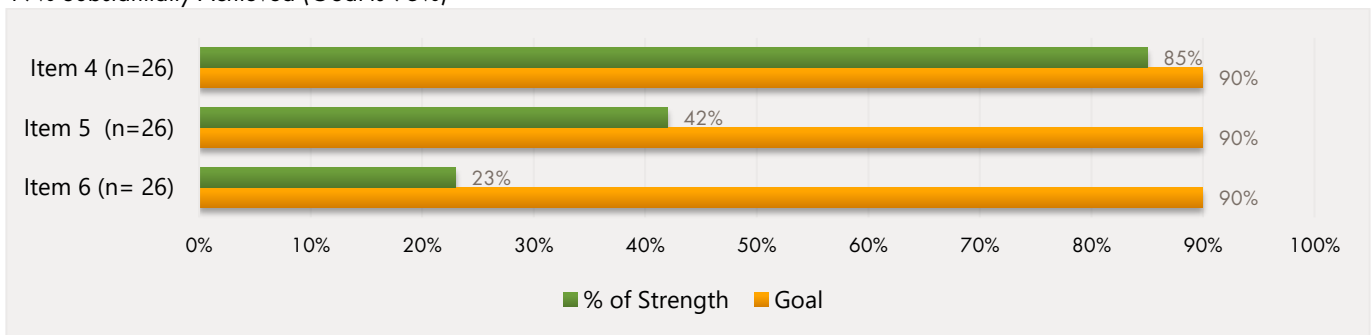
### SAFETY OUTCOME 2: Children are safely maintained in their homes whenever possible and appropriate.

71% Substantially Achieved (Goal is 95%)



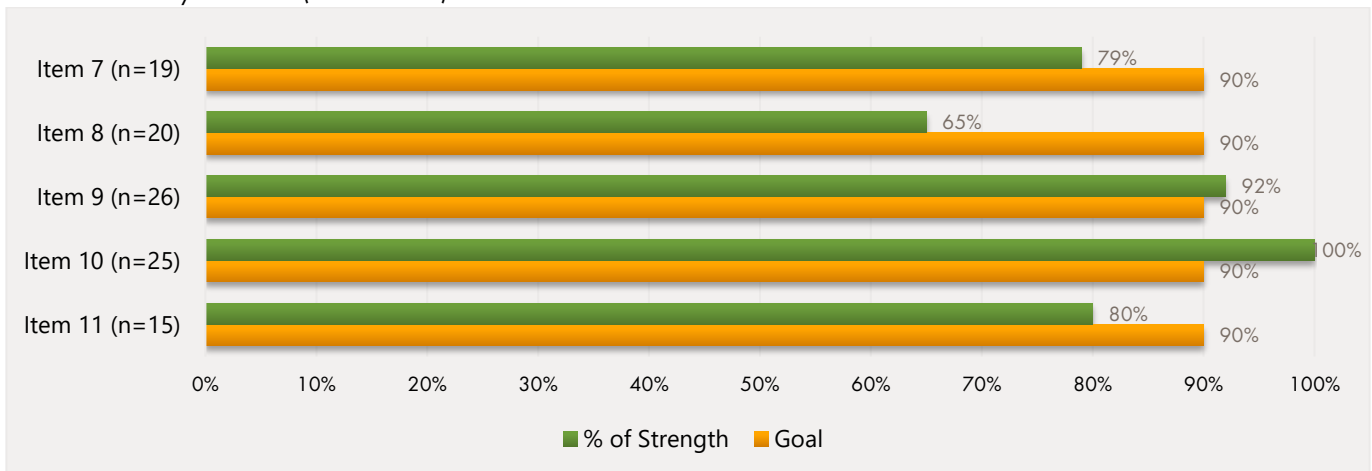
### PERMANENCY OUTCOME 1: Children have permanency and stability in their living situations.

19% Substantially Achieved (Goal is 95%)



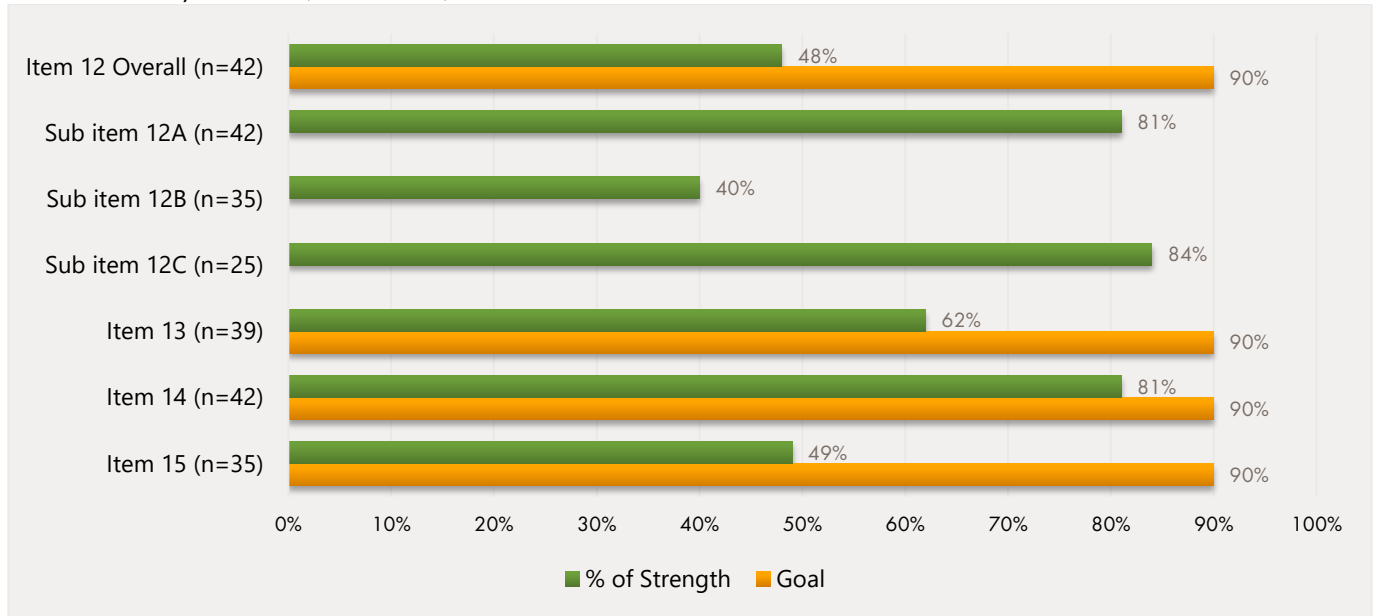
### PERMANENCY OUTCOME 2: The continuity of family relationships and connections is preserved for children.

88% Substantially Achieved (Goal is 95%)



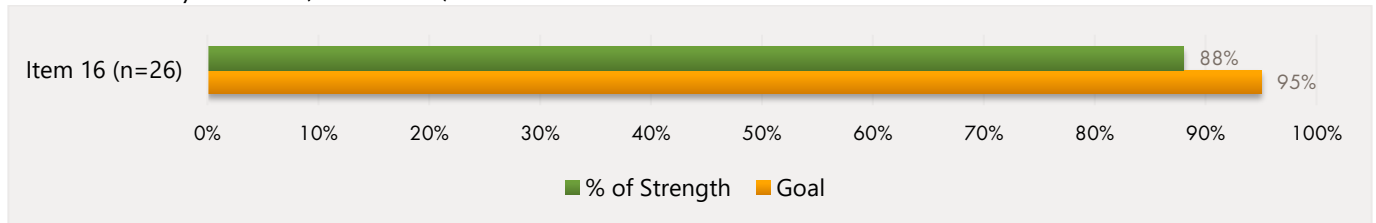
### WELL-BEING OUTCOME 1: Families have enhanced capacity to provide for their children's needs.

48% Substantially Achieved (Goal is 95%)



### WELL-BEING OUTCOME 2: Children receive appropriate services to meet their educational needs.

88% Substantially Achieved (Goal is 95%)



### WELL-BEING OUTCOME 3: Children receive adequate services to meet their physical and mental health needs.

53% Substantially Achieved (Goal is 95%)

